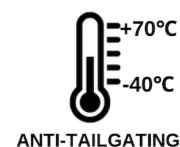





DESK MOUNTED SWING TURNSTILE CP-311-2

The **CP-311-2 desk mounted swing_gate** is a customized gate that can be mounted inside a desk .It is a compact design which makes the control board placed seperately. The LED on top of the rotor is an indicator for the status of the gate.

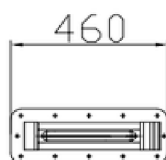
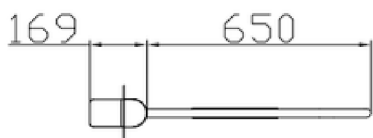
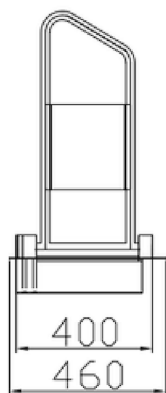
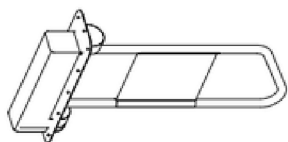
CP-311-2 is commonly used as entrance/exit gates for airport checking desk or supermarket casier desk. It is normally controlled by a button or remote. When checking in luggage, the staff presses the button to open the gate, and the passengers place their luggage on the luggage conveyor belt. For supermarket used, it is normally used for a single direction to control the people access direction. swing gates are part of the overall security and access control measures that retailers use to manage customer traffic and minimize losses due to theft. They help create a safer and more controlled shopping environment for both customers and store employees.

This customized swing gates are designed to be visually appealing and fit well within the airport or store's overall design and layout.They can also work with all third party access control system.



Technical Specifications

Dimension	φ169*650mm(0.55*2.13ft) (standard)
Material	SUS 304
Swing arm Material	Stainless steel/ Acrylic
Passage Width (Single pcs)	600mm (1.97ft) -1000mm(3.28ft)
Passage Width of stainless steel arm (A pair)	600mm (1.97ft) -2000mm(6.56ft)
Passage Width of acrylic arm (A pair)	600mm (1.97ft) -1800mm(5.91ft)
Passage direction	Unidirectional/Bi-directional
Mechanism	DC Brushless Motor
Pass rate	30-35 persons/minute
Operating time	0.2 seconds
Power Supply	100V-240V 50/60Hz
Radar for automatic open	Unidirectional/Bi-directional
Open Signal	Passive Relay (Dry Contact)
Communication	RS485/RS232
MCBF	3,000,000 Cycles
Working Temperature	-40°C ~ 70°C
Working Environment	Indoor
Relative Humidity	95% Maximum



If you need a dimension drawing according to the site, please contact us.

Feature

- EMERGENCY EXIT**
 The function allows free passage in the event of an emergency or power outage, automatic reset when power is restored.
- WORKING DIRECTION**
 Single directional or Bi-directional is optional.
- AUTOMATIC RESET**
 The swing arms will lock automatically within 5s if a person delay to access. (The time can be adjusted in the control board)
- MEMORY FUNCTION**
 People can swipe cards several times at one time and then pass by together. When all people go through, the gate will close automatically.
- ANTI-PINCH**
 The bouced-back way and pinch strength can be adjusted in the main board.
- WORKING MODE**
 Single pcs or a pair.
- FAST UNLOCK**
 When there is a valid signal ,the gate will unlock within 0.2s. (The time can be adjusted in the control board)
- AUTOMATIC EXIT**
 The exit can be set by radar.
- WIDE PASSAGE**
 2000mm passage is available.
- HIGH PERFORMANCE**
 Long service life with low operational cost.

Customization

- Dimension: Can be made according to the client's site.
- Optional use as a single (1pcs) or pair (2pcs).
- Material: 304 stainless steel to 316 stainless steel, or iron with powder coated (color can be customized).
- Swing arm material available in stainless steel or acrylic.
- Can be changed to a manual mechanism (no need to connect to a power supply).
- Mounting base (for above floor wiring) and removable base (for temporary events) can be added.
- Can add fence.
- LOGO can be customized.
- Customized 3D drawings are available based on the site photos.
- OEM& ODM service is available.

• Please check with sales for customization fees.

Access control system

Our gates come with relay signals and RS485/RS232 interfaces. You can use your own access control system, or we can provide a complete access control system to you.



Remote control



RFID card



QR code/ barcode



Counter



Face recognition



Fingerprint recognition

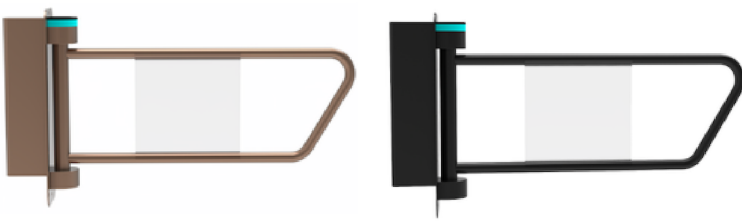


Coin /card collection




Button


We also offer customization services.



Other frame colors available, RAL or RGB required.



Various swing arms available.

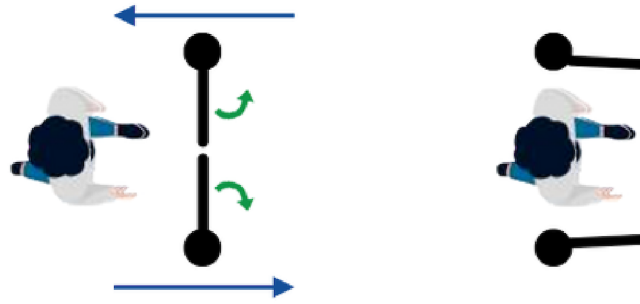


LOGO can be customized.

Emergency mode



Powered of equipment
with Super Capacitor
Backup



In case of a power outage, swing arms are unlocked
and open automatically.

Combination

